

# American Funds American Balanced R6 RLBGX

## Benchmark

Morningstar Mod Tgt Risk TR USD

## Overall Morningstar Rating™

★★★★★

Out of 434 Moderate Allocation funds. An investment's overall Morningstar Rating, based on its risk-adjusted return, is a weighted average of its applicable 3-, 5-, and 10-year Ratings. See disclosure page for details.

## Morningstar Return

High

## Morningstar Risk

Below Average

## Investment Objective & Strategy

From investment's prospectus

The investment seeks conservation of capital, current income and long-term growth of capital and income.

The fund uses a balanced approach to invest in a broad range of securities, including common stocks and investment-grade bonds. It also invests in securities issued and guaranteed by the U.S. government and by federal agencies and instrumentalities. In addition, the fund may invest a portion of its assets in common stocks, most of which have a history of paying dividends, bonds and other securities of issuers domiciled outside the United States.

### Fees and Expenses as of 03-01-25

Prospectus Net Expense Ratio	0.25%
Total Annual Operating Expense	0.25%
Maximum Sales Charge	—
12b-1 Fee	—
Redemption Fee/Term	—

Waiver Data	Type	Exp. Date	%
—	—	—	—

## Operations and Management

Fund Inception Date	05-01-09
Portfolio Manager(s)	Hilda L. Applbaum, CFA Alan N. Berro, CFA
Name of Issuer	American Funds
Telephone	800-421-4225
Web Site	<a href="http://www.americanfunds.com">www.americanfunds.com</a>

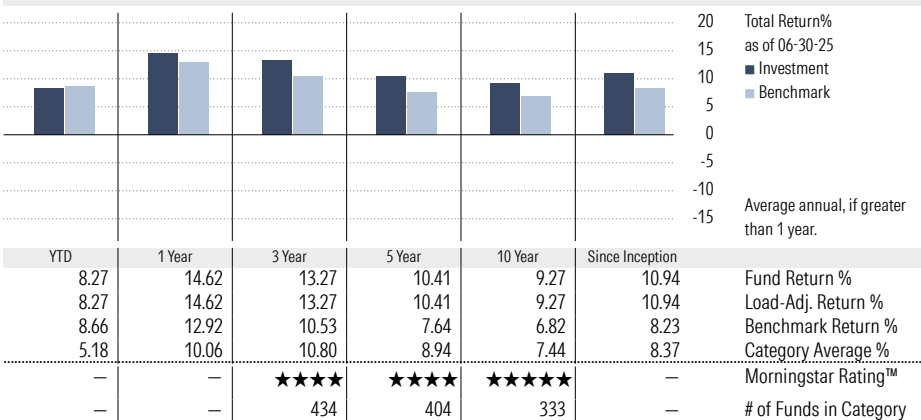
### Benchmark Description: Morningstar Mod Tgt Risk TR USD

The Morningstar Target Risk Index family is designed to meet the needs of investors who would like to maintain a target level of equity exposure through a portfolio diversified across equities, bonds and inflation-hedged instruments. The Morningstar Moderate Target Risk Index seeks approximately 60% exposure to global equity markets. This Index does not incorporate Environmental, Social, or Governance (ESG) criteria.

### Category Description: Moderate Allocation

Funds in allocation categories seek to provide both income and capital appreciation by primarily investing in multiple asset classes, including stocks, bonds, and cash. These moderate strategies seek to balance preservation of capital with appreciation. They typically expect volatility similar to a strategic equity exposure between 50% and 70%.

## Performance

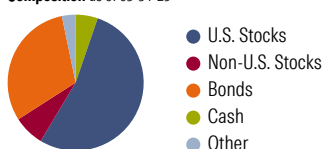


Quarter End Returns as of 06-30-25		YTD	1 Year	3 Year	5 Year	10 Year	Since Inception
Fund Return %		8.27	14.62	13.27	10.41	9.27	10.94
Standardized Return %		8.27	14.62	13.27	10.41	9.27	10.94

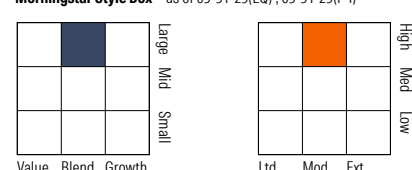
**Performance Disclosure:** The performance data quoted represents past performance and does not guarantee future results. The investment return and principal value of an investment will fluctuate; thus an investor's shares, when redeemed, may be worth more or less than their original cost. Current performance may be lower or higher than return data quoted herein. For performance data current to the most recent month-end please visit the website listed under Operations and Management on this page.

## Portfolio Analysis as of 03-31-25

### Composition as of 03-31-25



### Morningstar Style Box™ as of 03-31-25(EQ) ; 03-31-25(F-I)



### Top 10 Holdings as of 03-31-25

	% Assets
Broadcom Inc	3.29
Microsoft Corp	2.92
Cap Grp Cent Fd Ser Ii	2.89
Philip Morris International Inc	2.40
Meta Platforms Inc Class A	1.65
UnitedHealth Group Inc	1.65
Alphabet Inc Class C	1.58
Taiwan Semiconductor Manufacturing Co Lt	1.57
Amazon.com Inc	1.56
Apple Inc	1.40

Total Number of Stock Holdings	204
Total Number of Bond Holdings	3447
Annual Turnover Ratio %	44.00
Total Fund Assets (\$mil)	251,117.24

### Morningstar Sectors as of 03-31-25

	% Fund	S&P 500 %
Cyclical	26.21	27.91
Basic Materials	3.53	1.66
Consumer Cyclical	7.35	10.54
Financial Services	13.56	13.67
Real Estate	1.77	2.04
Sensitive	49.09	54.87
Communication Services	9.79	9.79
Energy	4.80	2.97
Industrials	10.93	7.75
Technology	23.57	34.36
Defensive	24.70	17.21
Consumer Defensive	9.14	5.49
Healthcare	13.03	9.33
Utilities	2.53	2.39

## Principal Risks as of 03-31-25

Foreign Securities, Loss of Money, Not FDIC Insured, Growth Investing, Active Management, Income, Issuer, Market/Market Volatility, Restricted/Illiquid Securities, U.S. Government Obligations, Fixed-Income Securities